



March 2011 Newsletter

"Spring is when you feel like whistling even with a shoe full of slush."

- Doug Larson

Our Guild meets the second Thursday of each month September through May at 6:30 P.M. at the Woodcraft located at the Overland Park Shopping Center at 6883 Overland, Boise, Id, 83709, (208) 338-1190.

Presidential ponderings

We were well represented on March 19 at the Garden City library. We staffed about four tables for the entire day as dozens of library patrons passed our tables. Just by coincidence we had visitors from a simultaneous tax assistance workshop. The carve in let us invite patrons to the Idaho Artistry in Wood (IAW) show while offering discounted tickets and the promise of even finer craftsmanship the next weekend. During the library exhibit, a gentleman asked me if I'd sell him a carving. Sure I said and we exchanged wood and money. When the excitement of the sale wore off, I realized I had sold a piece I planned to enter into the IAW show. Oh well.

Newsletter Contents

Presidential Ponderings	1
January meeting minutes	2
Featured Carver	3
Show and Tell	3
Upcoming Events	7
Classes	7
Photos of 2011 IAW	7

President:

Steve Moreno

1st Vice President:

Roy Bosley

2nd Vice President:

Eric Owens

Secretary:

Toni Landers

Treasurer:

Jane Eubanks

Newsletter Editor:

David Sharp 208-890-7478


Email: dsharpcarver@hotmail.com

The IAW show was a roaring success. We had about 1300 attendees and provided them with a special experience to see some fine pieces of work. There were almost 450 pieces on display with the individual clubs contributing as follows:

Carvers 154, Gourd Society 82, Scroller's 45,

Turners 57 and Woodworkers 70.

But the really big story was the wealth of donated pieces I received for the auction and the raffles. I was blown away with the generosity and quality of the pieces. Visitors bought raffle tickets and took home a variety of first rate prizes; gourds, carved busts, bark houses, pens, spinning tops, boxes, bottles stoppers and bowls. I'm certain there were more items but I just can't remember them all. I will bet that this year's winners will remember their experience and tell others. Reflecting on their good fortune they are sure to come again next year. I wanted to extend my thanks to each of you that participated in the show by donating, exhibiting and volunteering to staff the event. Your efforts were key to making the show a success.



The show was a terrific venue for meeting people and finding out what they enjoy about their hobby.you know, talking with non carvers. Turns out they are a good group of folks and you can learn a lot from them. I found out that those thousands of beads on the gourds are individually placed and bedded in wax. Some gourder's use patterns, others just have the vision in their head. Wow! The demonstrations by the other clubs gave me a few ideas for the 2011 holiday season and they don't involve carving.

Blade Sheath Competition- This Thursday night, March 10, we will be having a friendly competition among ourselves to see who can come up with the "best" knife sheath. Please cover any identifying marks on your carving tool so we can have a blind competition. We will display all the candidates and have a vote to see which ones are judged to be the best. Yes there are prizes. With the past month's events you've all been hard at it getting ready for this activity. No doubt you are merely waiting for the finish to dry. Hhmmm!

CYPRESS KNEE CARVING- Remember to put the weekend of March 26 & 27 on your calendar. There are still openings for the Saturday session. The class will be held at Woodcraft .With no cost to club members; all you'll need are your tools and a willingness to learn. Be on time so instructor Sherri Klein can maximize the time she shares with us. Specific class start times will follow in a separate announcement.

Presidential Ponderings cont'd

NEW OFFICERS – April is traditionally the time we give consideration to the nomination of new club officers. Nominations will be solicited at the March meeting and elections held at the April meeting. If you hung up any posters, please remember where you put them so you can take them down after the show.

IWG Meeting notes 02.10.11

President Steve Moreno called the meeting to order and Treasurer Jane Eubanks delivered the Treasurer's Report. Steve Young announced that 1257 pens were turned for the troops - the most turned of any club, and the 3rd time this has been accomplished!

Steve Moreno announced that sign ups sheets will be passed around for:

The Garden City Library carve-in demo on the 19th from 10-4, the AIW demos the 25th - 27th and the Cypress Knee class on March 26/27th. There are 12 spots each day, please only sign up for one day.

AIW:

Volunteers are needed for the following:

On the 25th from 12 to 6pm to help with registering pieces, a special table featuring the works of Walt Mifflin, selling raffle tickets, running ribbons, assisting judges, door ticket sales and door runners.

Pre-registration for pieces is \$3, or \$5 at the door.

The banquet is on the 26th, and registration is due by the 23rd. It's \$22 per person.

There will be a courtesy table for those wishing to display items not entered in the competition.

Carved items are needed as donations for the raffle and auction.

Walt Mifflin would like to sell a Delta scroll saw on a stand for \$150. He also has Teal duck cast models to be painted.

The March meeting will feature a contest for the best knife cover - 3 categories are Funny, Animals and Beautiful.

The Umpqua Carvers show is 03.19.11. Tables are \$15, and must donate an item for the auction.

Carolyn won the door prize, a Wood Craft gift card.

The raffle winners of the scrawny cow rough-outs were Frank Capshaw and Amy Linkert. Amy also won the magnifying visor. Lennie Williams won the Wood Craft gift card.



Respectfully submitted by Toni Landers

The last day of Winter is March 19th.



Betty and I want to express our appreciation for the privilege and honor of being chosen the "Featured Artist" and having our own exhibit table at the carving show.

We also want to thank all the club members who helped by watching our table when we couldn't be there.


It was so heart-warming to see you all; we miss you!

Thanks again for the memories.
Walt and Betty Mifflin



Featured Carver for March is Beck Beaus

Beck first became aware of wood carving and the club when he toured 2 shows they were hosting back in the late 80's out at Karcher Mall. He spent quite a bit of time talking to Ike and Donna Healy about the craft, tools needed, various woods, etc. After moving to Middleton from Fruitland at the end of 1991, he joined the Guild which was meeting at Lowell Scott Junior High when Don Brigham was President. Family and friends encouraged his interest with "how to" books and some beginning tools. His first books covered caricature carving and fish carving. He first started signing his pieces in 1989, but has several earlier unsigned pieces at home. At first, his wife, Shirley did most of his painting but thanks to classes and help from the Guild and members like Cleve Taylor, Doug Rose, Walt Mifflin and Gene Fuller, he now does his own painting. He has taken several bird classes from Doug Rose and attended Jamboree the last two years. He likes to do prep work at home and then take pieces with him on camping trips to continue carving "in the great outdoors". Cottonwood bark is one of his favorite mediums. He started showing his work at the MK Nature Center and continued when the Guild returned to a juried show format three years ago




"It was one of those March days when the sun shines hot and the wind blows cold: when it is summer in the light, and winter in the shade." - Charles Dickens

in it, and her "Got a match?" cowboy.

ds. Show and Tell
he will be donating her prize-winning sheepherder's trailer to the auction.

tion, as w



Don Brigham shared a tidbit about his cruise...they saw carvers along the river who were using 22" machetes, and not even wearing gloves!

Cottonwood Bark Carving Tip -
If you are trying to achieve a smooth uniformed finish, then you should go with the grain of the wood. If you want a raw, natural look to your piece, feel free to carve in any which way.



Lennie Williams noted that new books have arrived: How to Carve Bellamy Eagles, and Twenty Decorative Carving Projects in Period Styles. She also reported that Ken and Linda Curtis will be leading classes for the Jamboree on carving buffalo and polar bears. Saturday will feature a demo by Molly Winton, the featured artist.



Gene Fuller shared an early piece of a cowboy on a hay bail and a marching clown.



Bob Anderson shared a piece from Cleve and Otto's class at the 2010 Jamboree.



"The March wind roars
Like a lion in the sky,
And makes us shiver
As he passes by.
When winds are soft,
And
the days are warm and clear,
Just like a gentle lamb,
Then spring is here."
- Author Unknown

Show and Tell, cont'd



Amy Linkert showed her cottonwood bark house with a gnome in it, and her "Got a match?" cowboy.




Beck Beus shared cottonwood bark houses featuring wizards.



Carolyn Greener shared her rotton bark horse and noted that she will be donating her prize-winning sheepherder's trailer to the auction.



Doug Rose showed a chickadee which he is donating to the auction, as well as a carved feather for the raffle.



"Spring is nature's way of saying, "Let's party!"
- Robin Williams

Carving Demonstration at The Garden City Library



We had a good turnout and lots of folks were interested in our work. These demos are fun. Volunteer for one in the future. You will enjoy it. It's fun to watch the kids eyes light up.



A very special Thanks to Michael McCullough who put together a very nice slide show on the 2011 Artistry in Wood Show

mwm50@cableone.net

<http://chiromwm.smugmug.com/photos/swfpopup.mg?AlbumID=15996067&AlbumKey=k9Kby>

If you want to increase the speed of the slide show click "FAST" on the top left screen or forward the arrow on the right

Helpful carving websites

WISPY'S WORLD OF WOODCARVING -

<http://carverscompanion.com/Ezine/Vol1Issue2/Wispinski/Wispinski.html>

Art Olver - The "Bark Guy" - <http://www.teriembrey.com/Olver.html>

Indoors or out, no one relaxes in March, that month of wind and taxes, the wind will presently disappear, the taxes last us all the year.

- Ogden Nash

EVENT SCHEDULE

MARCH

THU 10 Monthly meeting – Carved knife sheath/cover contest

SAT 26 Carving a Cypress Knee @ Woodcraft store

SUN 27 Carving a Cypress Knee @ Woodcraft store

Upcoming Classes

Weekly Wood Carving with Lennie Williams

Lennie teaches on Tuesdays from 6 pm – 8 pm. Learn the basics of wood carving any style: relief, architectural, realistic, caricature, wildlife, coastal Indian, chip carving. Beginning students will work on a practice piece to learn the basic techniques of carving, overview of carving tools and their care, and an overview of different styles of carving. Upon completion of the basics, students may work on a carving in the style of their choice on an on-going basis. New students need to meet with the instructor one week prior to their first class. \$30.00/class or 4 class punch-card for \$99.00. Class fee does not include materials. Call Woodcraft at (208) 338-1190 to learn how to register.



Lennie is a member of the IWG and is a great carver.

2011 Idaho Artistry In Wood



2011 Idaho Artistry In Wood



David Sharp
8937 Craydon Dr.
Boise, Idaho 83704